

Vijaya Raje Govt, Girls P. G. College, Morar, Gwalior (M.P.)

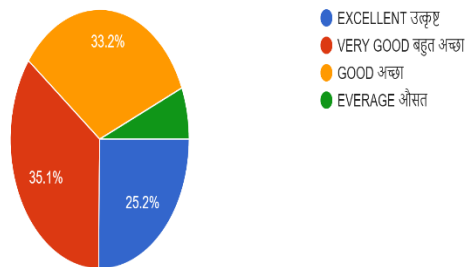
STUDENTS' FEEDBACK AND ACTION TAKEN REPORT :

The following gives a detailed report of the issue as received by the students and the action taken for those issues by the institution during 2022-23. Based on the feedback and the action taken are illustrated in the following table:

1797 RESPONSES

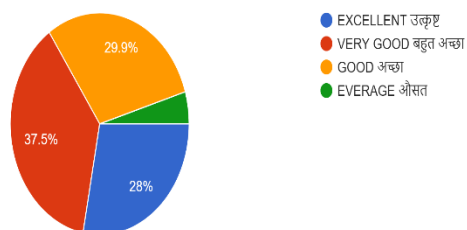
INDICATORS AND RESPONSE	ACTION-TAKEN												
<p>SELECT YOUR PROGRAMME 1,797 responses</p> <table border="1"> <caption>SELECT YOUR PROGRAMME</caption> <thead> <tr> <th>Programme</th> <th>Percentage</th> </tr> </thead> <tbody> <tr> <td>UG</td> <td>58.9%</td> </tr> <tr> <td>PG</td> <td>41.1%</td> </tr> </tbody> </table>	Programme	Percentage	UG	58.9%	PG	41.1%	<p>Encourage more students to involve in Feedback process.</p>						
Programme	Percentage												
UG	58.9%												
PG	41.1%												
<p>SELECT YOUR STREAM 1,797 responses</p> <table border="1"> <caption>SELECT YOUR STREAM</caption> <thead> <tr> <th>Stream</th> <th>Percentage</th> </tr> </thead> <tbody> <tr> <td>ARTS</td> <td>55.6%</td> </tr> <tr> <td>COMMERCE</td> <td>35.7%</td> </tr> <tr> <td>SCIENCE</td> <td></td> </tr> <tr> <td>HOME SCIENCE</td> <td></td> </tr> <tr> <td>LIBRARY SCIENCE</td> <td></td> </tr> </tbody> </table>	Stream	Percentage	ARTS	55.6%	COMMERCE	35.7%	SCIENCE		HOME SCIENCE		LIBRARY SCIENCE		<p>Encourage students of all faculties to involve themselves in Feedback process.</p>
Stream	Percentage												
ARTS	55.6%												
COMMERCE	35.7%												
SCIENCE													
HOME SCIENCE													
LIBRARY SCIENCE													
<p>SELECT YOUR STUDYING YEAR / SEMESTER 1,797 responses</p> <table border="1"> <caption>SELECT YOUR STUDYING YEAR / SEMESTER</caption> <thead> <tr> <th>Year / Semester</th> <th>Percentage</th> </tr> </thead> <tbody> <tr> <td>I YEAR</td> <td>40.3%</td> </tr> <tr> <td>II YEAR</td> <td>33.3%</td> </tr> <tr> <td>III YEAR</td> <td>20.4%</td> </tr> <tr> <td>III SEMESTER</td> <td></td> </tr> <tr> <td>III/IV SEMESTER</td> <td></td> </tr> </tbody> </table>	Year / Semester	Percentage	I YEAR	40.3%	II YEAR	33.3%	III YEAR	20.4%	III SEMESTER		III/IV SEMESTER		<p>Encourage students of all YEAR & SEMESTER to involve themselves in Feedback process.</p>
Year / Semester	Percentage												
I YEAR	40.3%												
II YEAR	33.3%												
III YEAR	20.4%												
III SEMESTER													
III/IV SEMESTER													

Regularity and punctuality of the faculty of the deptt. In taking class (over all for all subjects your studing) कक्षा लेने में विभाग के शिक्षकों की नियमितता... की पाबंदी। (आपके अध्ययन के सभी विषयों के लिए समेकित)
1,797 responses



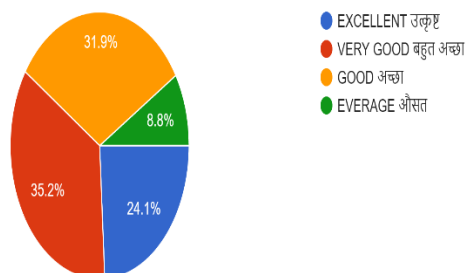
Most of the students give very good or good feedback for this criterion. Teachers are advised to improve their regularity in taking class so college can achieve excellent in this criterion.

Conduction of assignments,CCE, Class test etc.on scheduled time.निर्धारित समय पर असाइनमेंट, सीसीई, क्लास टेस्ट आदि का संचालन।
1,797 responses



On an average It was found very good feedback from the students for the schedule of conducting CCE & CLASS TEST. Further teachers are encouraged to continue this pattern / practice.

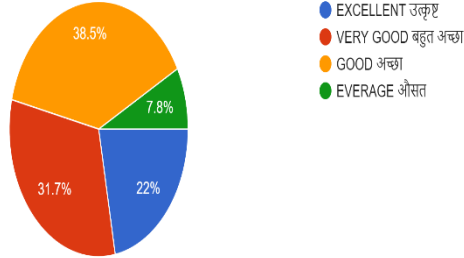
Focus on Syllabus . शिक्षकों द्वारा सिलेबस पर कितना ध्यान रखा गया
1,797 responses



Most of the teacher covered their 85 to 95 percent syllabus in the class and instruction given to teachers to make it possible to 100%.

Communication skills. सम्प्रेषण कौशल

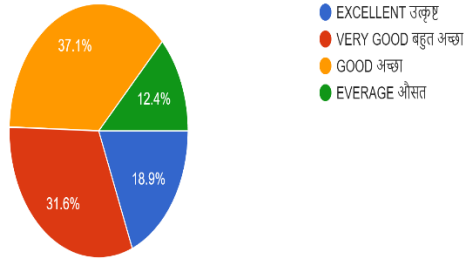
1,797 responses



Most of the students are very much satisfied with the communication of the teachers.

Use of Conventional teaching aids such as Board /Slides/ PPTs etc.पारंपरिक शिक्षण सहायक सामग्री का उपयोग जैसे बोर्ड/ स्लाइड/ पीपीटी आदि

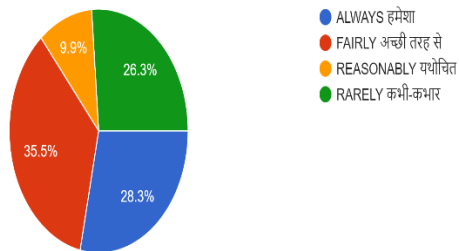
1,797 responses



60% of the teacher use conventional teaching aids , 40 % teachers used ICT tools for teaching. It will be improve in upcoming years.

Use of innovative teaching aids such as smart class room teaching/ Interactive Board / Models etc.स्मार्ट क्लास रूम टीचिंग / इंटरएक्टिव बोर्ड / मॉडल आदि जैसे नवीन शिक्षण साधनों का उपयोग।

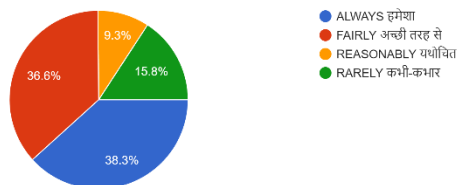
1,797 responses



The teaching pedagogy includes these methods fairly but it is always advice able to include more and more newer method of teaching in delivering a lecture in class room and teacher are directed to do so.

Efforts are made by the institute/ teachers to inculcate soft skills, life skills and employability skills to make you ready for the world of work. आपको काम...रोजगार कौशल विकसित करने का प्रयास किया जाता है।*

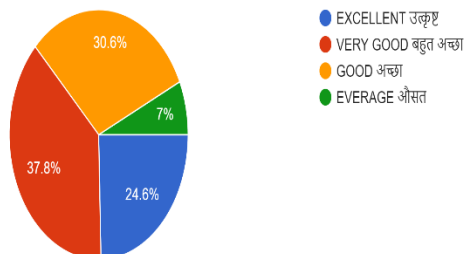
1,797 responses



The teachers organize training programme/ work-shop / seminars etc. under Career guidance cell for skill development and employment.

How well were the teachers able to communicate? शिक्षक कितनी अच्छी तरह संवाद करने में सक्षम थे?*

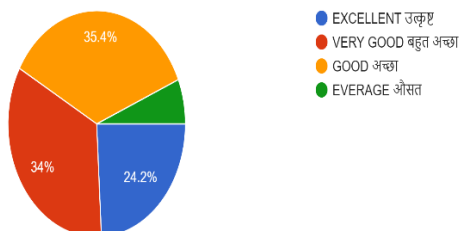
1,797 responses



80 to 93 percent of students are of the opinion that 90 % teachers are able to communicate fairly good with the students. Teachers are asked to mention it.

The teacher's approach to teaching can best be described as . शिक्षण के प्रति शिक्षक के दृष्टिकोण को सर्वोत्तम रूप में वर्णित किया जा सकता है:*

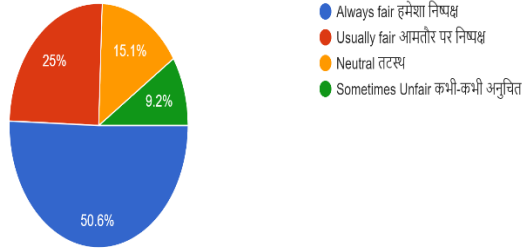
1,797 responses



The teaching approach is more than satisfactory. Teachers are asked to improve it.

Fairness of the internal evaluation process by the teachers. शिक्षकों द्वारा आंतरिक मूल्यांकन प्रक्रिया की निष्पक्षता।*

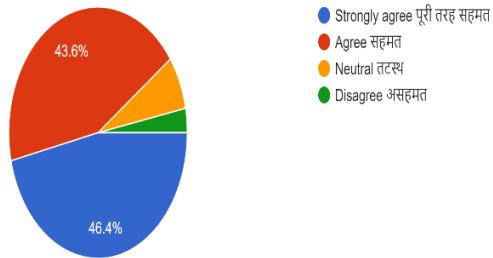
1,797 responses



Most of the response was in favor of Fair CCE.

Teachers encourage you to participate in extracurricular activities शिक्षक आपको पाठ्येतर गतिविधियों में भाग लेने के लिए प्रोत्साहित करते हैं*

1,797 responses



Maximum teachers motivate student to take part in extracurricular activities.

I/C CRITERION- I

IQAC CORDINATOR

PRINCIPAL